

LESSON PLAN 60: CREATE A VIRTUAL TOUR OF YOUR SCHOOL

Objective: Use Mapwing to turn digital photos into virtual tours.

Age range: 7-14



WHAT IS MAPWING?

It's an online tool for creating and sharing virtual tours. The Basic option is free and includes up to 20 points (or images) per tour, an interactive map, and comment area.

WHY CREATE A VIRTUAL TOUR OF YOUR SCHOOL

Virtual tours are a great way to showcase any place, especially your school and community. They add new dimensions to your photographs and enable viewers to explore a location as if they were really there.

YOU WILL NEED

Internet access, digital camera/photos.

DEVELOPING SKILLS

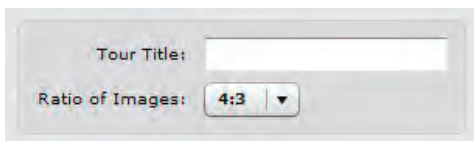
Planning, research, presentation, design, photography.

METHOD

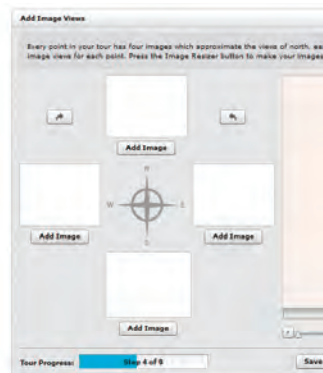
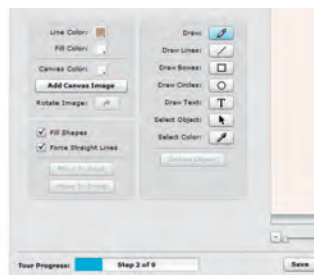
1. Explain the concept of virtual tours and that you are going to create one for your school.
2. Plan your tour by identifying the places that need to be part of it and the route it will take through the school.
3. Use a digital camera to take photos of the locations that will feature on your virtual tour. Also draw up a floor plan or map of the area, which will help with the creation process later.
4. Go to mapwing.com and create an account.
5. Click 'Explore' and browse through what others have already done – you'll be able to see how they created their tours and pick up some tips for making your own.
6. Mapwing has step-by-step guides that will take you through the process of building your virtual tour. These include:



- Items needed to shoot a virtual tour
- How to photograph your virtual tour
- Starting your tour



7. Select 'New Basic Virtual Tour', add a title, select the 'Ratio of Images' (the ratio of the length:height of your tour's photos – most point and shoot cameras capture images that are in 4:3.)



8. Follow Mapwing's instructions and go through the nine-step process for creating your tour, from the background to the order and direction of your images.
9. Review and save.
10. Share your tour with others. A tour can be embedded as a photo thumbnail that will link to the virtual tour's page on Mapwing. However, you need to pay for one of the premium services to be able to embed or download full tours.

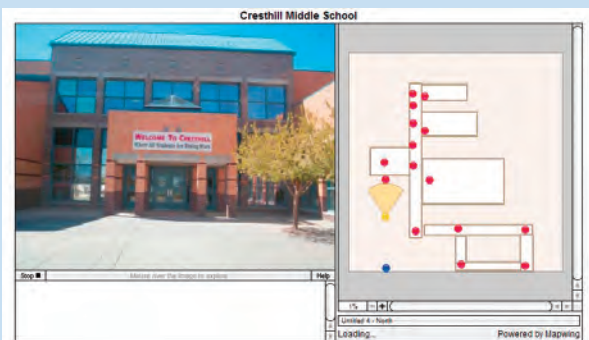
RELATED ACTIVITIES

Tours don't just have to be of your school. They can be of field trips, holidays, activities, local landmarks, anything you like.

EXAMPLES OF SCHOOL TOURS



South Mountain Elementary School fizurl.com/mountain



Cresthill Middle School fizurl.com/cresthill



THIS LESSON PLAN IS PUBLISHED UNDER THE CREATIVE COMMONS BY-SA LICENCE. IT CAN BE DOWNLOADED AS A PDF AT www.interfaceonline.co.nz